





YOU MUST RAKE ALL BUNKERS, REPLACE ALL DIVOTS AND REPAIR PICH MARKS ON THE GREENS


- Missing the fairway traps sets up an uphill pitch requiring length judgement.



- Another testing drive to set up an approach from the angle of the dogleg. Favour the right with your second shot.



- A chance for a big tee shot downhill. Still requires good touch on an high flighted second shot.



- One of the world's great par 5 holes. Lots of ways to play it but all you need is straight measured shots.



- Choose your club and make a good swing. Not for the nervous!


- A well positioned tee shot to the corner of the left hand dogleg, leaves an iron shot to a mounded green.


- A testing, picturesque par 3, requiring a carrying shot to reach the green.


- A drawshot round the dogleg or a lay up level with the fairway bunkers, sets up a testing pitch shot.


- Look at the wind. The carry over trees needs the wind behind. The second shot is deceptive to a long green.



ALL DISTANCES ARE MEASURED FROM THE STONE POINT
IN THE TEES TO THE CENTRE OF THE GREEN.

THE RULES OF THE ROYAL AND ANCIENT GOLF CLUB OF ST. ANDREWS AS ENDORSED BY THE PORTUGUESE GOLF FEDERATION APPLY.

LOCAL RULES

OUT OF BOUNDS - White stakes and/or lines.

WATER HAZARDS - Yellow stakes and/or lines.

LATERAL WATER HAZARDS - Red stakes and/or lines.

GROUND UNDER REPAIR - Blue stakes and/or lines.

STONES IN BUNKERS ARE MOVABLE OBSTRUCTIONS (Rule N.º24-1)

IMMOVABLE OBSTRUCTIONS:

Sprinklerheads, control boxes, drainage grills, manhole covers, wells, permanent buildings, bridges, footpaths, buggy paths, rocks, along buggy paths and services roads. (Rule N.º 24-2).

OVERHEAD POWER LINES, CABLES & PILONS (appendix 1.b)

If a ball strikes on overhead power line, cable or pylon, the stroke must be cancelled and replayed without penalty (see Rule 20.5). If the ball is not immediately recoverable, another ball may be used.

CLUB RULES

- **HANDICAP LIMIT:** Men 28, Ladies 36
- The player shall report to the starter not less than 5 minutes before his/her starting time.
- The player who fails to do so loses his/her starting time.
- No player shall play without permission from the starter.
- It is duty of every group of players to let faster players through.
- The player shall follow the instructions of the course marshals.
- An 18 hole round shall not last longer than 4 hours 30 minutes.
- The player shall replace divots and shall repair pitch marks at all times.
- During peak golfing times, the form of play will be four balls. Management reserves the right to combine players to satisfy this requirement.
- We reserve the right to ask you to leave our permisses if your behavior is not in accordance with the club's rules. No refund will be issued in the event of the rules not being adhered to.

DRESS CODE

The player should wear proper golf shoes.

The player must not wear casual shorts, jeans, sleeveless shirts or track suits.

BUGGIES

When hiring a buggy the player will be responsible in accordance with the buggy-rental agreement.

90.º Rule apply at all times.

NOTE: Pestana Golf & Resorts Carvoeiro accept no responsibility for any accidents and/or damage that may occur through the use of their golf courses.

Pestana Golf Resort Carvoeiro

Apartado 1011 - 8400-908 Carvoeiro - Lagoa - Algarve Portugal
T. +351 282 340 900 • F. +351 282 340 901 • info@pestanagolf.com

www.pestanagolf.com




Vale da Pinta
PESTANA GOLF RESORT



COMPETITION

PLAYER A

PLAYER B

PLAYER C

MARKER

M	HOLE	DISTANCE IN METERS				PAR	S.I.	A	B	C	+/-
	1	318	312	287	262	4	12				
	2	356	327	302	286	4	8				
	3	360	351	332	315	4	14				
	4	512	479	447	414	5	6				
	5	144	132	115	111	3	18				
	6	411	369	347	326	4	2				
	7	184	166	142	123	3	4				
	8	335	312	293	281	4	16				
	9	373	341	303	276	4	10				
	OUT	2993	2789	2568	2394	35					

MARKER

PLAYERS SIGNATURE

DATE

TIME

TEE USED

HANDICAP

STROKES RECEIVED

HANDICAP

STROKES RECEIVED

HANDICAP

STROKES RECEIVED

HANDICAP

STROKES RECEIVED



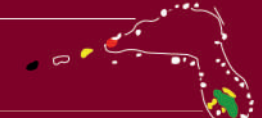
M	HOLE	DISTANCE IN METERS				PAR	S.I.	A	B	C	+/-
	10	382	360	331	307	4	9				
	11	163	153	146	132	3	13				
	12	488	455	422	397	5	7				
	13	336	292	250	245	4	1				
	14	480	468	445	397	5	15				
	15	179	145	129	116	3	17				
	16	323	302	287	269	4	5				
	17	202	170	147	128	3	11				
	18	581	545	516	481	5	3				
	IN	3134	2890	2673	2472	36					
	OUT	2993	2789	2568	2394	35					
	TOTAL	6127	5679	5241	4866	71					

	GENT.		LADY		STROKES RECEIVED
COURSE RATING	69,9	67,7	73,3	71	
SLOPE RATING	127	122	130	125	NET SCORE

YOU MUST RAKE BUNKERS, REPLACE ALL DIVOTS AND REPAIR PITCH MARKS ON THE GREENS.

10

A sharp dogleg right, requiring a precise drive and then an accurate shot to the green.



11

Make a good carrying strike, better long than short.



12

Reachable in two with the right wind. A testing green to hit with any club.



13

A deceptive short iron, if you have made a good tee shot!



14

Can be reached in two, if not try to approach the green from left to right.



15

Great downhill par 3, a good strike saves a sandy fate.



16

The bunkers and trees on the right of the fairway are to be avoided. Uphill short iron plays long.



17

Another test of shotmaking or more time on the beach.



18

A true par 5, anything long and straight works on all three shots!



ALL DISTANCES ARE MEASURED FROM THE STONE POINT IN THE TEES TO THE CENTRE OF THE GREEN.

YOU MUST RAKE BUNKERS, REPLACE ALL DIVOTS AND REPAIR PITCH MARKS ON THE GREENS.

1	A picturesque tee shot. Lay up short of the central rock and tree outcrop, to leave a flighted short iron second.	
2	OB right is the danger of the tee. A long uphill second leaves a short pitch over a nest of sand traps.	
3	Anything straight is good off the tee! The green faces you, so pitch your second up to the flag.	
4	Think of leaving an uphill putt on this testing par 3.	
5	Nice and wide for the drive. Stay a little left for the approach shot.	
6	Drive needs accuracy, the rest is wide enough to open the shoulders.	
7	Looks shorter than it is. Big green.	
8	Best not to cut the corner. Easy par 4, if you are on the right of the fairway with the drive.	
9	Very nice hole, don't try to get to far with the drive, stay left everything rolls down to the fairway.	

ALL DISTANCES ARE MEASURED FROM THE STONE POINT IN THE TEES TO THE CENTRE OF THE GREEN.

THE RULES OF THE ROYAL AND ANCIENT GOLF CLUB OF ST. ANDREWS AS ENDORSED BY THE PORTUGUESE GOLF FEDERATION APPLY.

LOCAL RULES

- OUT OF BOUNDS** - White stakes and/or lines.
- WATER HAZARDS** - Yellow stakes and/or lines.
- LATERAL WATER HAZARDS** - Red stakes and/or lines.
- GROUND UNDER REPAIR** - Blue stakes and/or lines.
- STONES IN BUNKERS ARE MOVABLE OBSTRUCTIONS** (Rule N.º24-1)
- IMMOVABLE OBSTRUCTIONS:** Sprinklerheads, control boxes, drainage grills, manhole covers, wells, permanent buildings, bridges, footpaths, buggy paths, rocks, along buggy paths and services roads. (Rule N.º 24-2).
- OVERHEAD POWER LINES, CABLES & PILONS** (appendix 1.b)
If a ball strikes on overhead power line, cable or pylon, the stroke must be cancelled and replayed without penalty (see Rule 20.5). If the ball is not immediately recoverable, another ball may be used.

CLUB RULES

- **HANDICAP LIMIT:** Men 28, Ladies 36
- The player shall report to the starter not less than 5 minutes before his/her starting time.
- The player who fails to do so loses his/her starting time.
- No player shall play without permission from the starter.
- It is duty of every group of players to let faster players through.
- The player shall follow the instructions of the course marshals.
- An 18 hole round shall not last longer than 4 hours 30 minutes.
- The player shall replace divots and shall repair pitch marks at all times.
- During peak golfing times, the form of play will be four balls. Management reserves the right to combine players to satisfy this requirement.
- We reserve the right to ask you to leave our premises if your behavior is not in accordance with the club's rules. No refund will be issued in the event of the rules not being adhered to.

DRESS CODE

The player should wear proper golf shoes.
The player must not wear casual shorts, jeans, sleeveless shirts or track suits.

BUGGIES

When hiring a buggy, the player will be responsible in accordance with the buggy-rental agreement.

90.º Rule apply at all times.

NOTE: Pestana Golf & Resorts Carvoeiro accept no responsibility for any accidents and/ or damage that may occur through the use of their golf courses.

Pestana Golf Resort Carvoeiro

Apartado 1011 - 8400-908 Carvoeiro - Lagoa - Algarve Portugal
T. +351 282 340 900 • F. +351 282 340 901 • info@pestanagolf.com

www.pestanagolf.com



COMPETITION

PLAYER A

PLAYER B

PLAYER C

MARKER

M	HOLE	DISTANCE IN METRES				PAR	S.I.	A	B	C	±
	1	338	317	302	275	4	4				
	2	512	476	456	426	5	6				
	3	339	309	307	284	4	10				
	4	186	162	130	115	3	16				
	5	365	342	322	308	4	2				
	6	475	416	391	358	5	14				
	7	179	153	137	126	3	12				
	8	289	263	242	206	4	18				
	9	366	314	293	264	4	8				
	OUT	3049	2752	2580	2362	36					

MARKER SIGNATURE

PLAYERS SIGNATURE

DATE

TIME

TEE USED

HANDICAP

STROKES RECEIVED

HANDICAP

STROKES RECEIVED

HANDICAP

STROKES RECEIVED

HANDICAP

STROKES RECEIVED



M	HOLE	DISTANCE IN METRES				PAR	S.I.	A	B	C	±
	10	173	148	134	106	3	9				
	11	374	309	295	278	4	13				
	12	484	433	427	409	5	3				
	13	360	327	310	271	4	15				
	14	347	321	305	282	4	7				
	15	178	169	150	132	3	17				
	16	376	353	341	325	4	1				
	17	284	268	246	217	4	11				
	18	482	452	424	395	5	5				
	IN	3058	2780	2632	2415	36					
	OUT	3049	2752	2580	2362	36					
	TOTAL	6107	5532	5212	4777	72					

	GENT.		LADY		STROKES RECEIVED
COURSE RATING	69.8	68.1	73.3	70.6	NET SCORE
SLOPE RATING	127	123	130	124	

YOU MUST RAKE BUNKERS, REPLACE ALL DIVOTS AND REPAIR PITCH MARKS ON THE GREENS.

10 What a hole! Don't be too big.

11 One of the most interesting holes. Don't try to bite off too much fairway. You know the saying everything goes with the water.

12 Straight forward hole. Sand protects the green.

13 Wide open fairway but with a hidden green playing uphill.

14 Drive right of the rock outcrop and then use your best distance judgement for this downhill pitch.

15 Not a long shot but requires a clean strike or you may visit the water hazard.

16 Gamble on a long straight tee shot and you can have an easy second. A layup short of the bunkers & drystone wall is safer.


17 Just hit the fairway off the tee! The second shot is not long.


18 Reach the end of the left hand rock wall and you have a chance at the green.


ALL DISTANCES ARE MEASURED FROM THE STONE POINT IN THE TEES TO THE CENTRE OF THE GREEN.


PESTANA SILVES GOLF - PLAYING TIPS


- 1** Par 4 - A testing drive to set up an approach. Beware of the bunker in front of the green.



- 2** Par 4 - Short Par 4. A tee shot left of the green takes the front bunker out of play and leaves a short iron to the green.



- 3** Par 3 - An uphill Par 3 but trouble on both sides of the green.



- 4** Par 5 - A fantastic chance to hit a great drive from this elevated tee. An accurate shot to the green is required as the out of bounds on the left is waiting for an errant shot!



- 5** Par 3 - Choose your Club and make a good swing.


- 6** Par 5 - An enormous Par 5. Must be long and straight on all your shots.


- 7** Par 4 - A testing dog leg right requires a precise drive and an accurate shot to the Green.


- 8** Par 3 - A long uphill Par 3. Better long than short!!


- 9** Par 4 - A good drive will leave an accurate shot to the green over the water hazard



ALL DISTANCES ARE MEASURED FROM THE MARKED POINT ON THE TEES TO THE CENTER OF THE GREEN.

THE RULES OF THE ROYAL AND ANCIENT GOLF CLUB OF ST. ANDREWS AS ENDORSED BY THE PORTUGUESE GOLF FEDERATION APPLY.

LOCAL RULES

- OUT OF BOUNDS** - White stakes and/or lines.
- WATER HAZARDS** - Yellow stakes and/or lines.
- LATERAL WATER HAZARDS** - Red stakes and/or lines.
- GROUND UNDER REPAIR** - Blue stakes and/or lines.
- STONES IN BUNKERS ARE MOVABLE OBSTRUCTIONS** (Rule N.º24-1)

IMMOVABLE OBSTRUCTIONS:

- Sprinklerheads, control boxes, drainage grills, manhole covers, wells, permanent buildings, bridges, footpaths, buggy paths
- OVERHEAD POWER LINES, CABLES & PILONS** (appendix 1.b)
- If a ball strikes on overhead power line, cable or pylon, the stroke must be cancelled and replayed without penalty (see Rule 20.5). If the ball is not immediately recoverable, another ball may be substituted.

CLUB RULES

- **HANDICAP LIMIT:** Men 28, Ladies 36.
- The player shall report to the starter not less than 5 minutes before his/her starting time.
- The player who fails to do so, loses his/her starting time.
- No player shall play without permission from the starter.
- It is duty of every group of players to let faster players through.
- The player shall follow the instructions of the course marshals.
- An 18 hole round shall not last longer than 4 hours 30 minutes.
- The player shall replace divots and shall repair pitch marks at all times.
- During peak golfing times, the form of play will be four balls. Management reserves the right to combine players to satisfy this requirement.
- We reserve the right to ask you to leave our premises if your behavior is not in accordance with the club's rules. No refund will be issued in the event of the rules not being adhered to.

DRESS CODE

The player should wear proper golf shoes.
The player must not wear casual shorts, jeans, sleeveless shirts or track suits.

BUGGIES

When hiring a buggy, the player will be responsible in accordance with the buggy-rental agreement.
90.º Rule apply at all times.

NOTE: Pestana Golf Resorts accepts no responsibility for any accidents and/or damage that may occur through the use of their golf courses.



COMPETITION

PLAYER A

PLAYER B

PLAYER C

MARKER

M	HOLE	DISTANCE IN METERS			PAR	S.I.	A	B	C	+/-
	1	317	295	260	4	5				
	2	273	226	199	4	17				
	3	136	124	116	3	15				
	4	461	447	433	5	9				
	5	201	192	132	3	11				
	6	573	542	481	5	1				
	7	399	388	333	4	3				
	8	182	170	164	3	7				
	9	306	289	267	4	13				
	OUT	2848	2673	2385	35					

MARKER SIGNATURE

PLAYERS SIGNATURE

DATE

HANDICAP

HANDICAP

HANDICAP

HANDICAP


M	HOLE	DISTANCE IN METERS			PAR	S.I.	A	B	C	+/-
	10	289	277	251	4	18				
	11	148	119	101	3	12				
	12	483	470	431	5	2				
	13	150	135	127	3	14				
	14	319	293	275	4	6				
	15	159	136	119	3	16				
	16	521	488	445	5	4				
	17	363	327	287	4	10				
	18	312	301	294	4	8				
	IN	2744	2546	2330	35					
	OUT	2848	2673	2385	35					
	TOTAL	5592	5219	4715	70					


	GENT.		LADY		STROKES RECEIVED
COURSE RATING	69,3	67,7	73,3	70	
SLOPE RATING	121	118	127	120	NET SCORE


TEE USED


HANDICAP	STROKES RECEIVED	<input type="checkbox"/>	<input type="checkbox"/>	<input type="checkbox"/>
HANDICAP	STROKES RECEIVED	<input type="checkbox"/>	<input type="checkbox"/>	<input type="checkbox"/>
HANDICAP	STROKES RECEIVED	<input type="checkbox"/>	<input type="checkbox"/>	<input type="checkbox"/>


PLEASE MAKE SURE TO RAKE THE BUNKERS, REPLACE ALL DIVOTS AND REPAIR PITCH MARKS ON THE GREENS


10 Par 4 - A sharp dog leg left requiring a precise drive and an accurate iron to the Green. 


11 Par 3 - A long uphill Par 3 with a narrow green which requires an accurate shot. Avoid the left side. 


12 Par 5 - Silves signature hole. The brave long hitting golfer can reach in 2 but 3 measured shots will see you on the green. 


13 Par 3 - A deceptive par 3 which is well guarded by a close out of bounds on the left and a cheeky bunker on the right. 

14 Par 4 - An accurate drive is essential to ensure a shot to the green 

15 Par 3 - Choose your club and make a good swing! 

16 Par 5 - Anything long and straight works on all 3 shots!!! 

17 Par 4 - Another good drive will set up an approach to the green which is guarded on both sides by bunkers. 

18 Par 4 - Important to hit a straight drive as there is a lateral water hazard on both sides of the fairway. Uphill pitch requiring length judgement 

ALL MARKER POSTS FROM 50 TO 200 MT ARE TO THE CENTER OF THE GREEN

T. (+351) 282 340 900 | info@pestanagolf.com | www.pestanagolf.com

COMPETITION

PLAYER A

PLAYER B

PLAYER C

MARKER

M	HOLE	DISTANCE IN METRES			PAR	S.I:	A	B	C	+/-
	1	149	134	124	3	17				
	2	337	326	221	4	11				
	3	400	386	322	4	1				
	4	336	309	295	4	7				
	5	413	391	336	5	15				
	6	359	347	329	4	5				
	7	180	174	164	3	9				
	8	292	282	272	4	13				
	9	353	340	326	4	3				
	OUT	2819	2689	2389	35					

MARKER SIGNATURE

PLAYERS SIGNATURE

DATE

TIME

TEE USED

HANDICAP

STROKES RECEIVED

HANDICAP

STROKES RECEIVED

HANDICAP

STROKES RECEIVED

HANDICAP

STROKES RECEIVED

M	HOLE	DISTANCE IN METRES			PAR	S.I:	A	B	C	+/-
	10	345	324	315	4	4				
	11	111	105	95	3	18				
	12	366	353	340	4	2				
	13	235	221	212	4	16				
	14	337	324	310	4	8				
	15	146	133	114	3	14				
	16	420	416	384	5	10				
	17	147	125	104	3	12				
	18	506	488	408	5	6				
	IN	2613	2489	2282	35					
	OUT	2819	2689	2389	35					
	TOTAL	5432	5178	4671	70					

**THE RULES OF THE ROYAL AND ANCIENT GOLF CLUB OF ST. ANDREWS
AS ENDORSED BY THE PORTUGUESE GOLF FEDERATION APPLY.**



LOCAL RULES

OUT OF BOUNDS - White stakes, Boundary fences or Walls and white lines.

WATER HAZARDS - Yellow stakes and/or lines.

LATERAL WATER HAZARDS - Red stakes and/or lines.

GROUND UNDER REPAIR - Blue stakes and/or lines.

STONES IN BUNKERS ARE MOVABLE OBSTRUCTIONS (Rule N.º 24-1)

IMMOVABLE OBSTRUCTIONS:

Sprinklerheads, control boxes, drainage grills, manhole covers, wells, permanent buildings, bridges, footpaths, rocks, all buggy paths and service roads. (Rule N.º 24-2)

OVERHEAD POWERLINES, CABLES & PYLONS (appendix 1.b)

If a ball strikes an overhead power line, cable or pylon, the stroke must be cancelled and replayed without penalty (see Rule 20.5). If the ball is not immediately recoverable, another ball may be substituted.

CLUB RULES

- **HANDICAP LIMIT:** Men 36, Ladies 36.
- The player shall report to the starter not less than 5 minutes before his/her starting time.
- The player who fails to do so loses his/her starting time.
- No Player shall play without permission from the starter.
- It is duty of every group of players to let faster players through.
- The player shall follow the instructions of the course marshals.
- An 18 hole round shall not last longer than 4 hours 30 minutes.
- The player shall replace divots and shall repair pitch marks at all times.
- During peak golfing times, the form of play will be four balls. Management reserves the right to combine players to satisfy this requirement.
- We reserve the right to ask you to leave our premises if your behavior is not in accordance with the club's rules. No refund will be issued in the event of the rules not being adhered to.



DRESS CODE

Players should wear proper golf shoes.
Players must not wear casual shorts, jeans, sleeveless shirts or track suits.

BUGGIES

When hiring a buggy the player will be responsible in accordance with the buggy-rental agreement.
90° Rule applies at all times.

NOTE: Pestana Golf & Resorts Carvoeiro accept no responsibility for any accidents and/or damage that may occur throughout the use of their golf courses.

Pestana Alto Golf

Quinta do Vale - Quatro Estradas - 8501-906 Alvor - Portugal
T. (+351) 282 460 870 • F. (+351) 282 460 879 • e-mail: info@pestanagolf.com

www.pestanagolf.com

